

# Forest Data Network Pricing Trends Update



**Wisconsin Council On Forestry**  
**January 23, 2024**

Forest Data Network  
2935 S. Fish Hatchery Rd.  
Suite 210  
Madison, WI 53711

(608) 620-4776  
[info@forestdatanetwork.com](mailto:info@forestdatanetwork.com)

# Forest Data Network



## Who is Forest Data Network (FDN)?

- **Locally owned Wisconsin based business providing more than 10 years of harvest data to forestry industry**
- **FDN compiles, organizes and distributes index pricing information**
- **Serve all forest owners - new, small, private owners as well as the big players**
- **Presenting today from FDN:**
  - **Phil Blake – Partner/Co-Founder**
  - **Mike Wons – Operating Executive**



## Councils (4) Questions for FDN

1. **What are the long-term stumpage price trends for the state of Wisconsin (sawlogs and cordwood)?**
2. **What are the trends in real prices (after inflation) in different species?**
3. **Are there some Wisconsin regions that are outliers positively or negatively?**
4. **How do things look in lower volume species that are important in filling out our harvests?**



# Species Prices in NOMINAL Terms – 2017 to 2023



MBF	Species	Nominal Price Change	Change
	White Oak	87.95%	Up
	Aspen	37.24%	Up
	Cedar	23.25%	Up
	Pine	20.36%	Up
	Soft Maple	12.47%	Up
	Red Oak	6.86%	Up
	Tamarack	3.30%	Up
	Birch	2.70%	Up
	Hard Maple	-3.90%	Down
	Red Pine	-4.47%	Down
	Spruce	-9.77%	Down
	White Pine	-20.82%	Down
	Elm	-23.74%	Down
	Hemlock	-28.21%	Down
	Maple	-33.17%	Down
	Oak	-37.60%	Down
	MXH	-45.84%	Down



CORDS	Species	Nominal Price Change	Change
	Tamarack	30.44%	Up
	Pine	18.39%	Up
	Oak	7.55%	Up
	Birch	6.75%	Up
	Cedar	5.44%	Up
	Fuelwood	2.94%	Up
	Hemlock	1.02%	Up
	Spruce	-3.45%	Down
	MXH	-4.49%	Down
	Aspen	-7.74%	Down
	Maple	-8.47%	Down

# Species Prices in REAL Terms – 2017 to 2023

MBF	Species	Real to '17 Prices	Annual Real Price Change %
	White Oak	13.98%	2.33%
	Aspen	16.99%	2.83%
	Cedar	-0.03%	0.00%
	Pine	-3.00%	-0.50%
	Soft Maple	-13.18%	-2.20%
	Red Oak	-16.63%	-2.77%
	Tamarack	-13.28%	-2.21%
	Birch	-17.16%	-2.86%
	Hard Maple	-19.38%	-3.23%
	Red Pine	-21.62%	-3.60%
	Spruce	-27.11%	-4.52%
	White Pine	-31.78%	-5.30%
	Elm	-35.21%	-5.87%
	Hemlock	-39.75%	-6.63%
	Maple	-29.25%	-4.88%
	Oak	-31.09%	-5.18%
	MXH	-37.48%	-6.25%



CORDS	Species	Real to '17 Price Change %	Annual Real Price Change %
	Tamarack	115.74%	19.29%
	Pine	27.57%	4.60%
	Oak	7.02%	1.17%
	Birch	8.53%	1.42%
	Cedar	24.17%	4.03%
	Fuelwood	0.44%	0.07%
	Hemlock	-10.14%	-1.69%
	Spruce	-29.22%	-4.87%
	MXH	-31.55%	-5.26%
	Aspen	-37.70%	-6.28%
	Maple	-38.74%	-6.46%

# Regional Insights - Market Changes In Different Regions

---

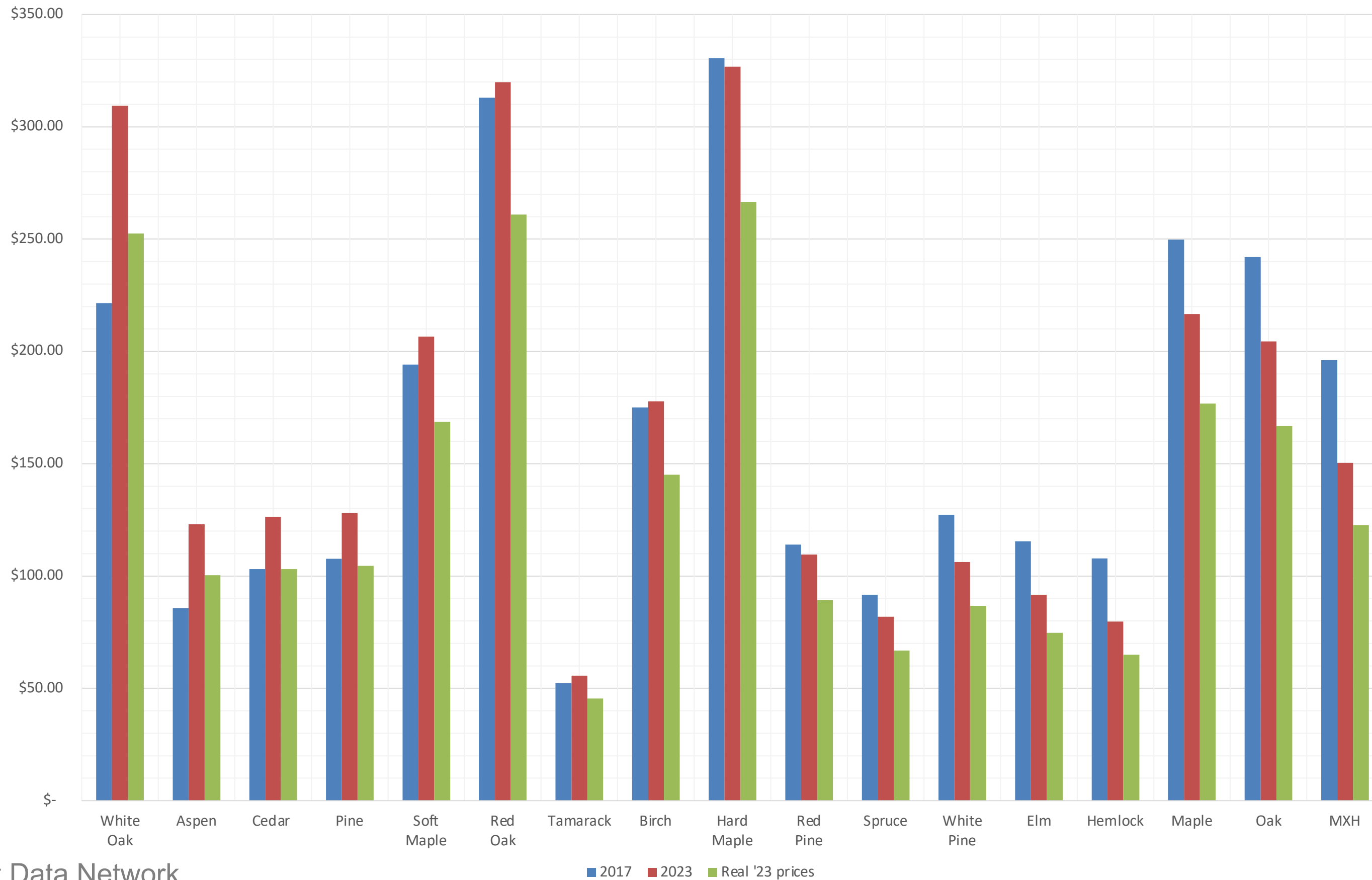
## Northern Wisconsin:

- Fewer species sold (specifically lower volume species):  
  
Fir, Elm
- Lower Weighted Average Prices:  
  
Hemlock, Mixed Hardwood, Spruce, Basswood, Hickory

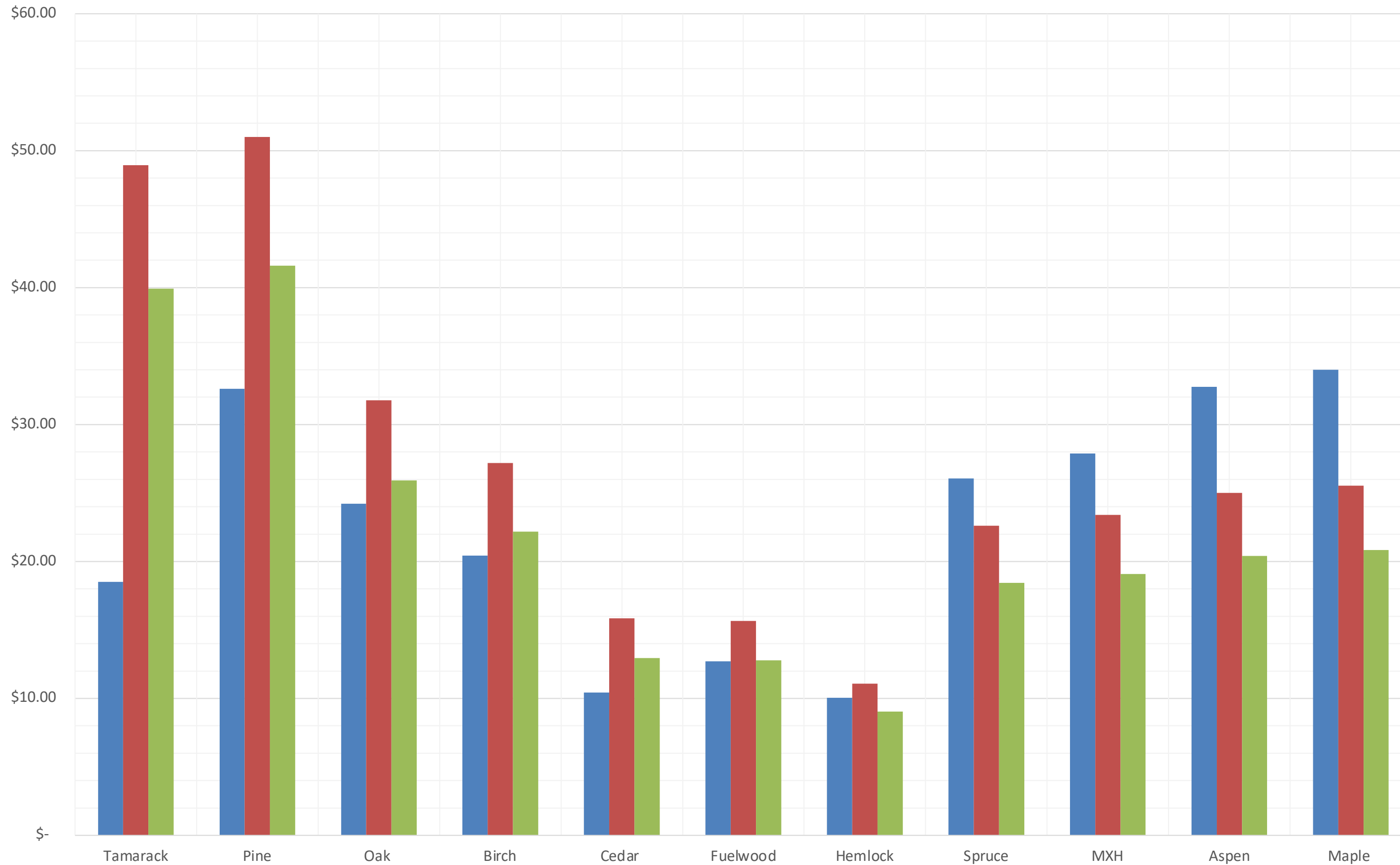
## Southern Wisconsin:

- Lower Weighted Average Prices or No Sales:  
  
Aspen, Birch, Elm, Hickory, Fuelwood, Mixed Hardwood, Oak Cordwood

# Species Price Comparison - MBF



# Species Price Comparison - CORDS



# Keep in Touch

---

## **Kai Cattaneo**

[kai@forestdatanetwork.com](mailto:kai@forestdatanetwork.com)

(608) 772-7460

## **Mike Wons**

[mike@forestdatanetwork.com](mailto:mike@forestdatanetwork.com)

(630) 877-4841

## **Phil Blake**

[phil@forestdatanetwork.com](mailto:phil@forestdatanetwork.com)

(608) 215-4548

## **Dan Blake**

[dan@forestdatanetwork.com](mailto:dan@forestdatanetwork.com)

(608) 620-4776

Forest Data Network 2935

S. Fish Hatchery Rd. Suite

210

Madison, WI 53711

(608) 620-4776

[info@forestdatanetwork.com](mailto:info@forestdatanetwork.com)



**FOREST DATA NETWORK**